

See discussions, stats, and author profiles for this publication at: <https://www.researchgate.net/publication/270160317>

Revisiting the population status of the sea urchin *Diadema antillarum* in northern Puerto Rico

Article in *Journal of the Marine Biological Association of the UK* · December 2014

DOI: 10.1017/S002531541400188X

CITATIONS

19

READS

374

8 authors, including:



[Alex E. Mercado-Molina](#)

Sociedad Ambiente Marino

35 PUBLICATIONS 361 CITATIONS

[SEE PROFILE](#)



[Alfredo Montañez Acuña](#)

University of Puerto Rico at Rio Piedras

10 PUBLICATIONS 120 CITATIONS

[SEE PROFILE](#)



[Ruber Rodriguez Barreras](#)

University of Puerto Rico Mayaguez campus

42 PUBLICATIONS 301 CITATIONS

[SEE PROFILE](#)



[Sandra Schleier](#)

University of Rhode Island

1 PUBLICATION 19 CITATIONS

[SEE PROFILE](#)

Revisiting the population status of the sea urchin *Diadema antillarum* in northern Puerto Rico

ALEX E. MERCADO-MOLINA^{1,2}, ALFREDO MONTAÑEZ-ACUÑA^{1,2}, RUBER RODRÍGUEZ-BARRERAS¹, ROBERTO COLÓN-MIRANDA^{1,2}, GERALDINE DÍAZ-ORTEGA^{1,2}, NEIDIBEL MARTÍNEZ-GONZÁLEZ^{1,2}, SANDRA SCHLEIER-HERNÁNDEZ² AND ALBERTO M. SABAT¹

¹University of Puerto Rico-Río Piedras Campus, P.O. Box 70377, San Juan, Puerto Rico 00936-8377, ²Sociedad Ambiente Marino, PO Box 22158, San Juan, Puerto Rico 00931-2158

The mass mortality suffered by the sea urchin Diadema antillarum between 1983–1984 is considered one of the major causes of coral reef degradation in the Caribbean. Its near disappearance resulted in a disproportionate growth of macroalgae that has led to a 'phase shift' from coral-to-algal dominated reefs. The close relationship between this echinoid and the functioning of coral reef ecosystems makes it imperative to better understand the potential for recovery of its populations. From 2009 to 2011, we assessed the density and size structure of D. antillarum in various reefs where previous population data were available. Results indicate a modest increase in density in all localities with respect to the last time they were surveyed in 2003/2004. Nevertheless, density values are still lower than values reported for the island prior to the die-off. Overall density did not surpass 1.49 ind. per m⁻², and did not change considerably during the studied period. Lack of population growth coincided with a lack of juveniles; suggesting that population growth at the studied sites may be limited by the number of individuals recruiting into the juvenile stage.

Keywords: Caribbean, coral reefs, *Diadema antillarum*, population recovery, Puerto Rico

Submitted 19 July 2014; accepted 14 November 2014

INTRODUCTION

In the early 1980s an unknown pathogen caused a massive mortality in the sea urchin *Diadema antillarum* that reduced its populations between 93–100% throughout the Caribbean (Bak *et al.*, 1984; Lessios *et al.*, 1984). Before the die-off, this echinoid was one of the major macroalgae consumers in coral reefs ecosystems, as *Diadema africanum* in sublittoral ecosystems of the Canary Islands (Cabanillas-Terán *et al.* 2014); what supports the importance of the genus *Diadema* as a keystone species (Edmunds & Carpenter 2001). The absence of this important herbivore has resulted in fleshy macroalgae out-competing coral for space and limiting coral recruitment (Edmunds & Carpenter, 2001; Carpenter & Edmunds, 2006; Myhre & Acevedo-Gutiérrez, 2007). Accordingly, the collapse of *D. antillarum* is considered one of the major causes of the drastic decline in coral cover in the Caribbean (Carpenter & Edmunds, 2006).

Recent studies suggest that a recovery process is occurring across the Caribbean (Carpenter & Edmunds, 2006). In Puerto Rico the current state of recovery, however, is uncertain as very few population studies have been conducted after the die-off (i.e. Weil *et al.*, 2005; Ruiz-Ramos *et al.*, 2011; Soto-Santiago and Irizarry-Soto, 2013; Rodríguez-Barreras

et al., 2014). Moreover, no study has assessed changes in population size over time in locations where historical data exist; limiting our understanding of the population dynamics of *D. antillarum* at the local level. The available information indicates that local population densities are lower than those found at other Caribbean localities (Weil *et al.*, 2005; Ruiz-Ramos *et al.*, 2011). For instance, Carpenter & Edmunds (2006) reported densities ≥ 4.00 ind. m⁻² for Belize, St. Croix, Grenada and Jamaica; whereas the highest mean density reported for Puerto Rico is 2.65 ind. m⁻² at Tamarindo Bay, which is located in Culebra Island (Rodríguez-Barreras *et al.* 2014). In addition, densities found by Ruiz-Ramos *et al.* (2011) for 28 other reefs did not exceed 0.91 ind. m⁻². This contrasts with pre-mortality densities that ranged between 13.8 and 18 ind. m⁻² (Bauer, 1980; Vicente & Goenaga, 1984).

Due to the link between the presence of *D. antillarum* and coral-dominated reefs, it is important to make well-informed management and/or conservation decisions that promote population recovery of this sea urchin. Evaluating the status of local populations is a first step towards this end, as the information obtained may provide the basis to (1) determine which populations need to be the focus of conservation initiatives and (2) identify the vital rate(s) (e.g. survival or reproduction) that need management intervention. At the same time, results may serve as a baseline to assess future changes in population size. In this sense, the aim of this study was to assess the current population status of *D. antillarum* in terms of population density and size structure

Corresponding author:
A.E. Mercado-Molina
Email: amolinapr@gmail.com

at various fringing reefs in northern Puerto Rico where previous population data were available. We also explored the relationship between sea urchin density with substrate complexity and algal cover as it has been suggested that these environmental variables play a role in the population dynamics of *D. antillarum* (Lee, 2006; Rogers & Lorenzen, 2008). Results of this study will contribute towards elucidating the prospect of population recovery around the island of Puerto Rico.

METHODS

Study sites

The study was conducted in five fringing reefs of Puerto Rico: three in the north coast and two in the island municipality of Culebra (Figure 1). The structural composition of these reefs differs among sites. Vega Baja (VBA) is a reef dominated by an extensive *Acropora palmata* zone with relatively high substrate complexity (Table 1). Bahía Tamarindo (BTAM) and Punta Soldado (PSOL) are characterized by a consolidated bottom with relatively low topographic relief (Table 1). At these two sites, benthic macrofauna is visually dominated by *Millepora* spp., *Diploria* spp. and *Porites* spp. Topographic relief at Playa Azul (PLA) is also relatively low, but the bottom is a mixture of consolidated substrate and coral rubble. On the other hand, San Juan Escambrón (SJE) is typified by a moderate topographic relief (compared with the other reefs) with relatively high abundance of crevices and holes. At PLA and SJE coral cover is low (<5%). Fish species richness is much higher at BTAM (compared with the other reefs) given its location within a no-take marine reserve (Hernández-Delgado et al., 2000). PLA, SJE and VBA are sites directly exposed to high wave action generated by the

Table 1. Rugosity index for each of the five study sites.

Site	Rugosity Index (RI)
BTAM	1.26
PLA	1.06
PSOL	1.09
SJE	1.40
VBA	2.49

easterly trade winds and North Atlantic winter storms. BTAM and PSOL are leeward bays characterized by relatively calm water (Ruiz-Ramos et al., 2011). With the exception of PLA all sites were previously surveyed by Ruiz-Ramos et al. (2011) between 2003 and 2004.

Population surveys

Density of *D. antillarum* was assessed seven times between November 2009 and November 2011 by counting all individuals within five 20 m² (10 m × 2 m) belt transects. Transects were randomly established parallel to the coast and separated 10 m from each other once the position of the first transect was selected haphazardly from a set of geo-reference points. Depth varied between 1–3 m, considering that at these depths sea urchins tend to be more common (Weil et al., 2005; Ruiz-Ramos et al., 2011). Surveys were carried out between 7:00 am and 8:30 am.

During each survey, population size structure of *D. antillarum* was estimated by measuring the test diameter of individuals (up to 100 individuals) found within the five 20 m² transects. All crevices and holes were carefully examined to account for all individuals. Sea urchins were classified in three size classes following Ebert (1983) and Lessios et al. (1984): Class 1 – juveniles: individuals < 2.0 cm TD; Class 2 – early adults: individuals 2.0–4.0 cm TD; and Class 3 –

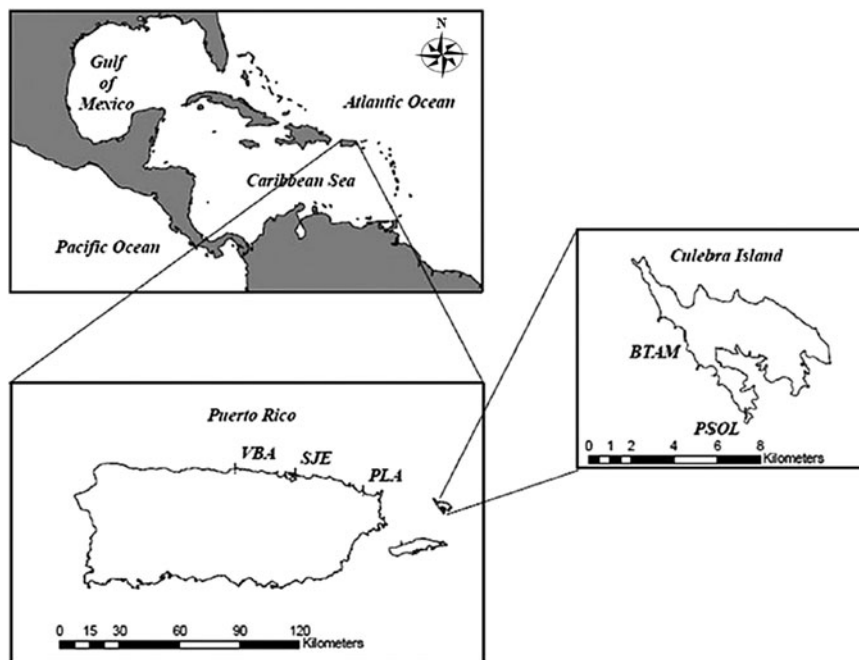


Fig. 1. Map illustrating the five study sites. BTAM = Bahía Tamarindo; PLA = Playa Azul; PSOL = Punta Soldado; SJE = San Juan Escambrón; VBA = Vega Baja.

adults: individuals >4.0 cm. Due to the difficulty of measuring larva settlement *in-situ* we defined recruitment as the number of sea urchins recorded as juveniles.

Algal cover and substrate complexity

To estimate algal cover, five 1 m^2 quadrats, subdivided in four 0.25 m^2 sub-units, were placed randomly within each of the five 20 m^2 transects ($N = 25$ quadrats). Photographs of each sub-unit were taken and percentage of algal cover was assessed by superimposing a total of 15 random points (60 per 1 m^2 quadrats) on the image using the software Coral Point Count version 4.1 (CPCe[®], Kohler & Gill, 2006).

Substrate complexity was estimated by superimposing a 10 m long chain along the contour of the reef substrate three times (Lee, 2006; Alvarez-Filip *et al.*, 2009). This method allows the determination of a rugosity index (RI) by calculating the ratio between the total length of a chain and the length of the same chain when fitted along the reef surface (Lee, 2006; Alvarez-Filip *et al.*, 2009). A value of 1 indicates a flat surface with RI increasing as levels of substrate complexity increase. RI was calculated during the first survey (November, 2009).

Statistical analyses

Two-way Repeated Measures ANOVA was used to compare densities (ind. m^{-2}) of *D. antillarum* among sites and sampling periods followed by Student–Neuman–Keuls (SNK) test as *a posteriori* analysis of all pairwise comparisons. Because size-frequency distribution did not vary significantly through time at any of the study sites, we pooled all site-specific size data and used Kruskal–Wallis One-way ANOVA to determine whether median test diameter differed significantly among sites. Pairwise comparisons were then performed with Dunn’s test as *a posteriori* analysis because sample sizes were unequal. Pearson’s correlation analysis was used to explore the relationship between reef complexity and sea urchin abundance. To assess the relationship between sea urchin density and algal cover, Spearman’s rank correlation analysis was performed because data did not fulfil the requirements of normal distribution and equal variances.

RESULTS

Population abundance

Results of Two-way Repeated Measures ANOVA showed that densities of *D. antillarum* differed significantly among the study sites ($F_{(4,140)} = 8.589$, $P < 0.05$). BTAM and PLA were the sites with the highest densities, with an overall mean value of 1.46 ± 0.274 (SE) ind. m^{-2} and 1.49 ± 0.276 (SE) ind. m^{-2} , respectively. PSOL was the site with the lowest density with a mean overall value of 0.86 ± 0.444 (SE) ind. m^{-2} . Sea urchin densities also varied significantly with time ($F_{(6,140)} = 2.207$, $P = 0.046$). Mean overall density tended to be higher early in the study (mean density for the first 3 months = 1.28 ± 0.095 (SE) ind. m^{-2}), slightly decreasing with time (mean density for the last 3 months = 1.06 ± 0.097 (SE) ind. m^{-2}) (Figure 2). The interaction between location and time was not significant ($F_{(24, 140)} = 1.150$, $P > 0.05$), indicating that differences in mean density among sites did not vary with sampling period.

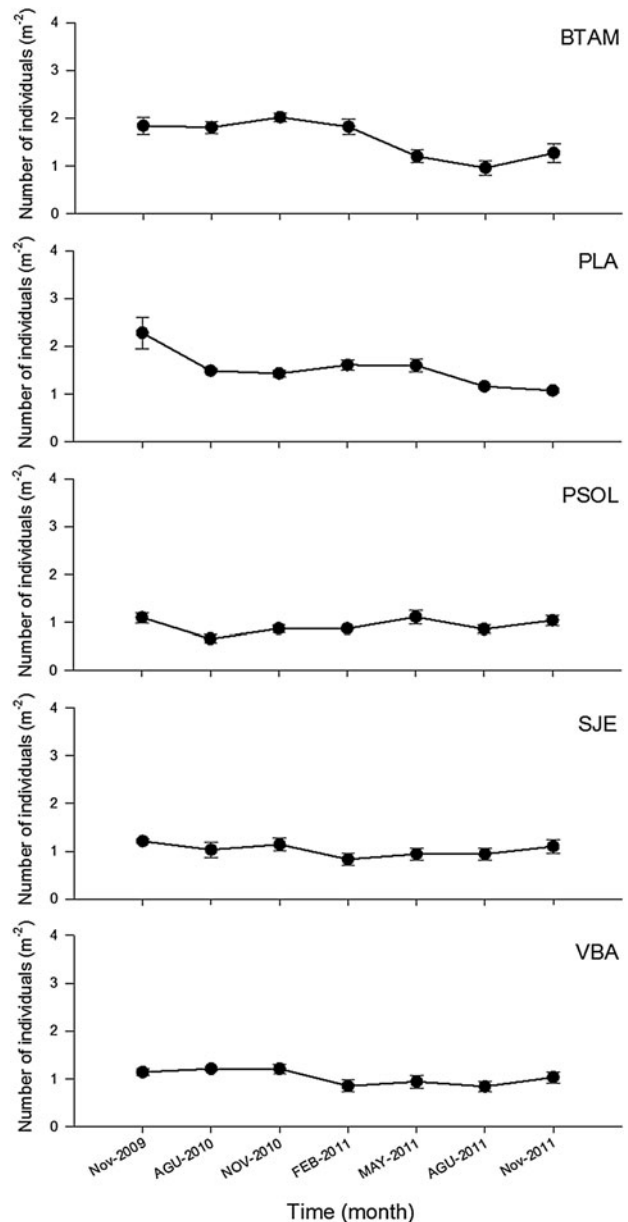


Fig. 2. Mean densities (\pm SE) of *Diadema antillarum* for the five study sites and seven census periods. BTAM = Bahía Tamarindo; PLA = Playa Azul; PSOL = Punta Soldado; SJE = San Juan Escambrón; VBA = Vega Baja.

Population size structure

Size-frequency distribution of *D. antillarum* was dominated by individuals with a test diameter larger than 4 cm at all sites (Figure 3). Juveniles and early adults were rare during the study period (Table 2). Only 0.92% of all the individuals measured were juveniles, and 2.31% of them were classified as early adults. Test diameter of *D. antillarum* differed significantly among sites (Kruskal–Wallis, $P < 0.001$) with median size being significantly larger in PLA compared with all other locations with the exception of VBA (Dunn’s test, Table 3).

Substrate complexity and algae cover

No relationship between the abundances of sea urchins and substrate complexity was found ($r = -0.368$, $P > 0.05$).

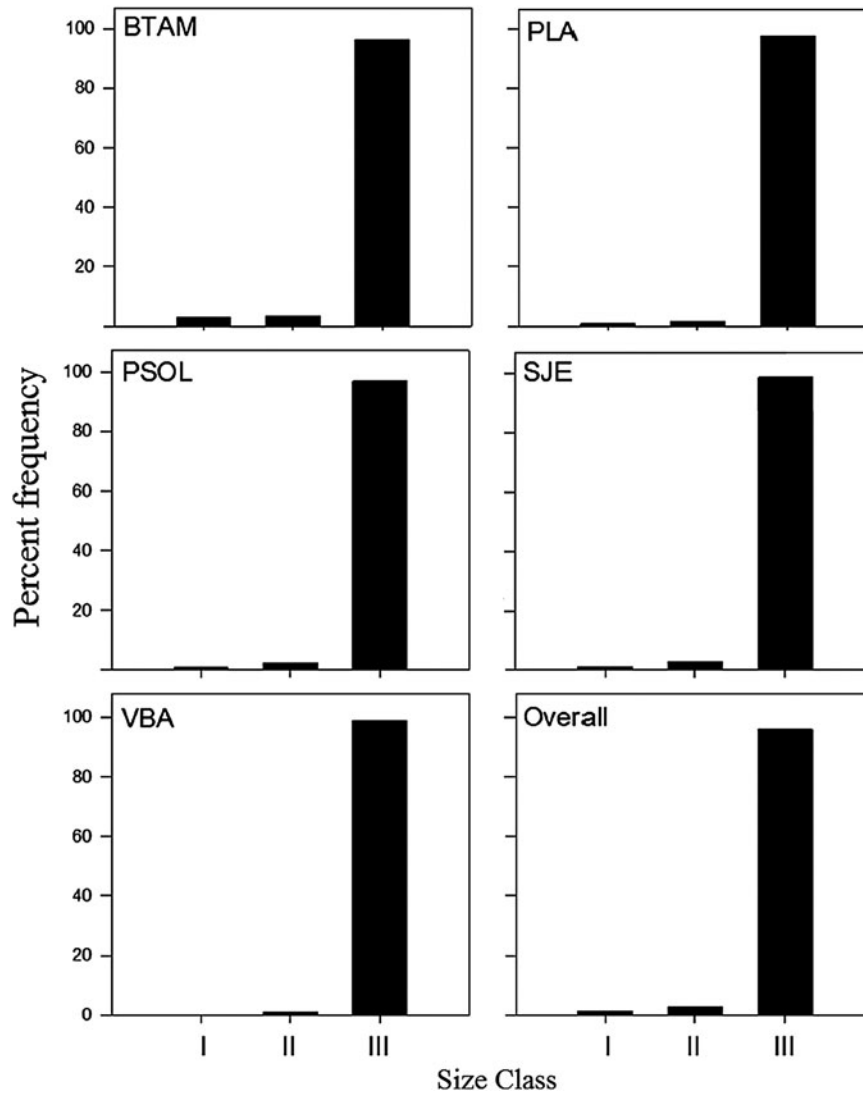


Fig. 3. Size-frequency distribution of *Diadema antillarum* at the five study sites. Data for all time periods were pooled due the scarcity of juveniles and early adults. Overall panel depicts pooled data for all sites and census periods. Class I = juveniles, Class II = early juveniles, Class III = adults. BTAM = Bahía Tamarindo; PLA = Playa Azul; PSOL = Punta Soldado; SJE = San Juan Escambrón; VBA = Vega Baja.

Likewise, there was no significant correlation between densities of *D. antillarum* and algal cover at four of the five sites; the exception was BTAM where we detected a positive correlation between algal cover and the number of sea urchins (Figure 4). When all data are pooled (sites and time), a negative but non-significant correlation ($r = -0.232$, $P > 0.05$) was found.

DISCUSSION

A major goal of our study was to provide baseline information on the current population status of *D. antillarum* in northern Puerto Rico. Population densities recorded during this study were higher than those found for the same sites by Ruiz-Ramos *et al.* (2011) between 2003 and 2004. Likewise,

Table 2. Total number of juveniles (individuals < 2.0 cm in test diameter) of *Diadema antillarum* found within five 10×2 m belt transects for the five study sites and seven census periods.

Site	Time						
	November 2009	August 2010	November 2010	February 2011	May 2011	August 2011	November 2011
BTAM	7	5	5	0	0	0	0
PLA	6	0	0	0	0	0	0
PSOL	5	0	0	0	0	0	0
SJE	9	3	3	0	0	0	0
VBA	0	0	0	0	0	0	0

Table 3. Descriptive statistics of *Diadema antillarum* test diameter for the five study sites. Different letters (a, b) indicate significant difference in median test size (in cm) in pairwise comparison (Dunn’s test) among sites ($P < 0.05$). SE = Standard Error. Data based on all individuals measured during the study period.

Site	Mean (\pm SE)	Median	Lower quartile (25%)	Upper quartile (75%)
BTAM	5.169 (0.160)	5.000 ^a	4.000	6.500
PLA	6.065 (0.183)	6.000 ^b	6.000	7.000
PSOL	5.317 (0.239)	5.000 ^a	4.000	7.000
SJE	5.217 (0.159)	6.000 ^a	4.000	6.000
VBA	5.859 (0.095)	6.000 ^{ab}	5.000	6.500

population of *D. antillarum* at Enrique reef, in the southwestern coast of Puerto Rico, has increased from 1.19 ind. m⁻² in 2001 (Weil *et al.*, 2005) to 2.35 ind. m⁻² in 2009 (Soto-Santiago & Irizarry-Soto 2013). These results merit the inclusion of Puerto Rico to the list of localities where populations of *D. antillarum* have shown some population growth since the mass mortality event. However, densities are still far from pre-mortality values of 13.8 and 18 individuals m⁻² reported for Puerto Rico by Vicente & Goenaga (1984) and Bauer (1980), respectively. It can be argued that local populations are increasing, but at a very low rate; especially when compared with other Caribbean locations such as Barbados, Belize, Dominica, Jamaica and Saint Croix (Carpenter & Edmunds, 2006; Steiner & Williams, 2006). This raises the question of why are the

D. antillarum populations around Puerto Rico recovering at rates different from other Caribbean localities?

There is some debate with respect to the influence of predation in the population dynamics of *D. antillarum*. Harborne *et al.* (2009) attributed the absence of sea urchins within the Exuma Cays Land and Sea Park Marine Reserve in the Bahamas to a higher predation pressure inside the reserve compared with unprotected sites. Other studies, on the other hand, conclude that fish predation does not significantly affect sea urchin population densities (Lessios, 1988a, b). Unfortunately, the descriptive nature of this study does not allow us to determine whether or not fish predation may be limiting local population growth. It is worth noticing, however, that sea urchins tended to be more abundant at BTAM, which is located within a Non-Take Marine Zone where the abundance of fish predators is expected to be higher (Brown-Saracino *et al.*, 2007; Harborne *et al.*, 2009). Martín-Blanco *et al.* (2011) and Ruiz-Ramos *et al.* (2011) also found the highest densities of *D. antillarum* within marine protected areas, but we cannot rule out fish predation as a potential factor limiting local population dynamics without further experimental studies (e.g. cage exclusion). An alternative explanation for higher densities at BTAM is that this site is sheltered from direct wave action. Recently, Alcolado *et al.* (2013) as well as Rodríguez-Barreras *et al.* (2014) have associated higher abundance of *D. antillarum* with a lower wave exposure.

Some authors argue that habitat heterogeneity can play a role in the population dynamics of *D. antillarum* by providing both adults and juveniles with shelter from predators (Forcucci,

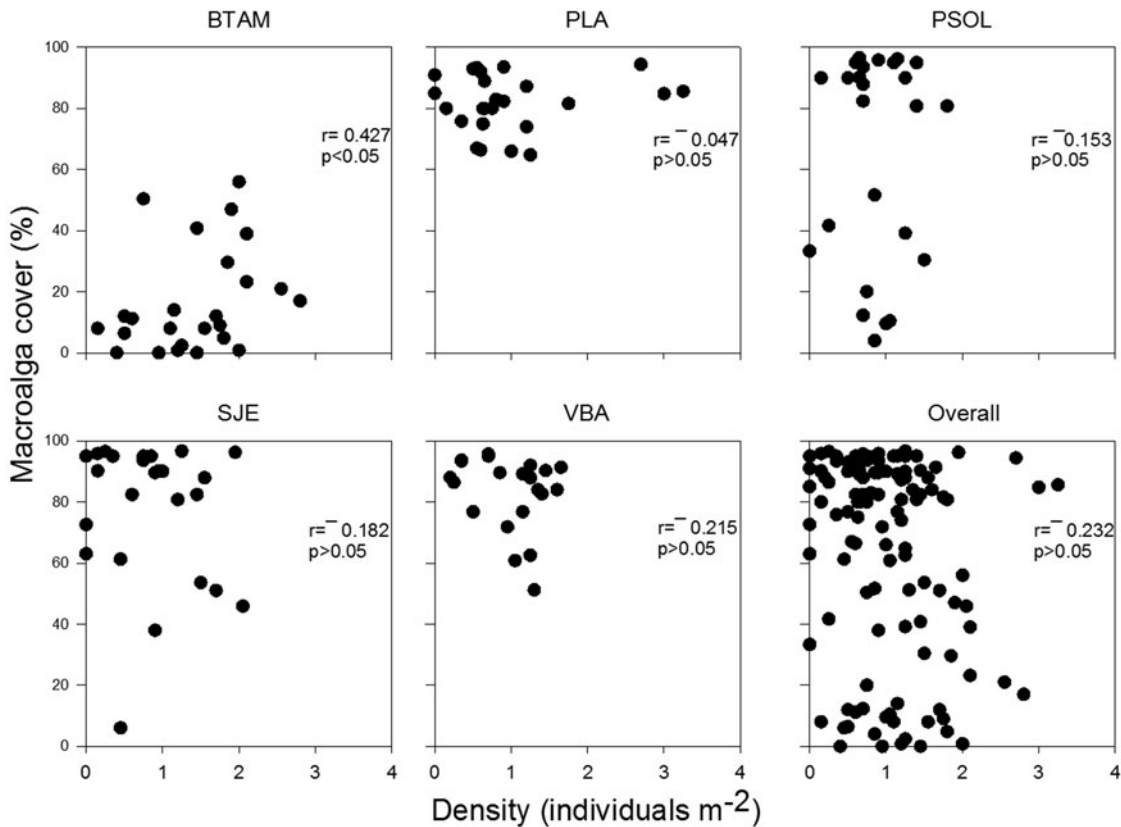


Fig. 4. Spearman correlation analysis between sea urchin density and alga cover at each of the five study sites monitored from 2009 to 2011. Overall panel depicts pooled data for all sites and census periods. BTAM = Bahía Tamarindo; PLA = Playa Azul; PSOL = Punta Soldado; SJE = San Juan Escambrón; VBA = Vega Baja.

1994; Lee, 2006). Nevertheless, we did not find a clear association between sea urchin abundances (juveniles and/or adults) and reef heterogeneity. For instance, no juveniles or early adults were sighted at VBA despite this site being characterized by a well-developed *Acropora palmata* zone which is known to provide suitable refuge for *D. antillarum* (Weil *et al.*, 2005; Sellers *et al.*, 2009). Conversely, the number of adults and juveniles were higher at BTAM which is a site with a consolidated substratum, low topographic relief, small boulders and relative few crevices. Martín-Blanco *et al.* (2010) and Rodríguez-Barreras *et al.* (2014) also found little evidence to assert that more topographically complex reefs sustain greater numbers of sea urchins (juveniles or adults).

Karlson & Levitan (1990) argue that populations of *D. antillarum* are recruitment-limited. Our results are consistent with this claim since the lack of population growth observed during this study coincides with a period of time where very few juveniles were observed. Similarly, Lacey *et al.* (2013) and Rodríguez-Barreras *et al.* (2014) noticed that juveniles were very rare or absent from populations that have not increased significantly in recent years. Hence, the low rates of recovery at our studied sites could be attributed, in part, to low recruitment rates. The fact that densities remained relatively stable (PSOL, SJE, VBA) or showed only a slight decrease (BTAM and PLA) during the study period can be attributed to low recruitment and high adult survival.

Rogers & Lorenzen (2008) refers to the cultivation effect as the preference of larvae to settle in areas already grazed by sea urchins. Based on this effect, higher numbers of sea urchins recruits should be expected in areas with low algal cover. This, however, is not consistent with our results. Other studies have also failed to show a relationship between sea urchin abundances (juveniles and/or adults) and the percentage of algal cover (Steiner & Williams, 2006; Ruiz-Ramos *et al.*, 2011). A possible explanation is that sea urchin abundances are still too low to significantly reduce algal cover below a certain threshold to allow significant larval settlement. Densities greater than 2 ind. m⁻² appear to be a critical population size to effectively limit algal growth (Steiner & Williams, 2006; Myhre & Acevedo-Gutiérrez, 2007; Hernández *et al.*, 2008), and local overall mean densities in this study did not surpass 1.49 ind. m⁻².

Larva supply has been considered another important factor limiting recruitment (Karlson & Levitan, 1990; Lessios, 1988a, b; Chiappone *et al.*, 2002; Miller *et al.*, 2009). Because populations of *D. antillarum* are considered open (Karlson & Levitan, 1990) the pool of larvae may be independent of the local abundance of adults, relying, instead, on the influx of larvae from neighbouring populations (Karlson & Levitan, 1990; Caley *et al.*, 1996). From this perspective, it is possible that the amount of larvae arriving to the studied localities is not enough to sustain an adequate recruitment rate (i.e. larva filtering effect, Gaines *et al.*, 1985; Lessios, 1988a, b; Chiappone *et al.*, 2002), even when *D. antillarum* is reproductively active throughout the year (Williams *et al.*, 2009). Nevertheless, some authors argue that larval post-settlement survival rather than larval availability plays a major role in the recruitment dynamics of this sea urchin (Chiappone *et al.*, 2002; Miller *et al.*, 2009; Vermeij *et al.*, 2010; Williams *et al.*, 2010).

Since recruitment failure, in terms of the number of individuals reaching the juveniles stage, appears to be the limiting factor for local population growth it is difficult to envisage whether *D. antillarum* will be able to reach pre-mass mortality abundances. The very few juveniles (recruits) observed during

the studied period might be due to natural variation in the potential reproductive output (i.e. low rates of fertilization, Lessios, 2013), or to unfavourable environmental conditions precluding recruitment success. In the latter case, site-specific studies focusing on the dynamics of larval settlement, sea urchin reproductive biology, as well as studies directed to assess the genetic structure of populations around Puerto Rico may shed light on the relative importance of larval availability, larval dispersal, and pre/post larvae settlement dynamics in the recovery process of this key species. At the same time, factors that can influence settlement rates of larvae not considered in this study such as benthic biofilms, hydrodynamics, surface chemistry and water temperature (Roberts *et al.*, 1991; Hunt & Scheibling, 1997; Miller & Emlet, 1997; Hernández *et al.*, 2010) certainly deserve more attention.

To conclude, the vital functional role that *D. antillarum* plays on Caribbean coral reefs calls for initiatives directed to accelerate population recovery. An important finding of this study is that despite the very low number of juveniles entering the population, overall population density (considering all sites and time periods) decreased only slightly during the study period (2009–2011). Thus, in the absence of recruitment, relatively high and constant survival of adults helps in keeping urchin abundance relatively stable. The relevance of this finding, from a management perspective, is that head-starting programmes that would rear *D. antillarum* in culturing facilities until attaining a 'refuge' size would be a very effective strategy.

ACKNOWLEDGEMENTS

The local NGO Sociedad Ambiente Marino (SAM) provided logistical support. Invaluable field assistance was provided by volunteers of SAM and Capítulo Estudiantil Sociedad Ambiente Marino. Special thanks to Jaime Fonseca, Pedro Alejandro, Yasiel Figueroa, Frances Candela, Elizabetha Ortiz, Christian Resto, Rafael Guerrero, Javier S. Tellechea, Carmen González, and Abimarie Otaño for field assistance. To Sofia Burgos-Caraballo for map illustration. Comments by Damien Bontemps, Sean Kelly and Fabiola Rivera-Irizarry improved earlier versions of this manuscript.

FINANCIAL SUPPORT

This research was funded by the Center for Applied Tropical Ecology and Conservation (NSF grant HRD #0734826) at the University of Puerto Rico, Río Piedras Campus.

REFERENCES

- Alcolado P.M., Caballero H., Lara A., Rey-Villiers N., Arriaza L., Lugioyo G.M., Alcolado-Prieto P., Castellanos S., Perera S. and Rodríguez-García A. (2013). Resilience in coral reef crests of the east of the Gulf of Batabanó, Cuba, and probable determining factors. *Serie Oceanológica* 13, 49–75.
- Alvarez-Filip L., Dulvy N.K., Gill J.A., Cote I.M. and Watkinson A.R. (2009) Flattening of Caribbean coral reefs: region-wide declines in architectural complexity. *Proceedings of the Royal Society, B* 276, 3019–3025.
- Bak R.P.M., Carpay M.J.E. and Ruyter van Steveninck E.D. (1984) Densities of the sea urchin *Diadema antillarum* before and after

- mass mortalities on the coral reefs of Curacao. *Marine Ecology Progress Series* 17, 105–108.
- Bauer J.C.** (1980) Observations on geographical variations in population density of the echinoid *Diadema antillarum* within the western north Atlantic. *Bulletin of Marine Science* 30, 509–515.
- Brown-Saracino J., Peckol P., Allen Curran H. and Robbart M.L.** (2007) Spatial variation in sea urchins, fish predators, and bioerosion rates on coral reefs of Belize. *Coral Reefs* 26, 71–78.
- Cabanillas-Terán N., Martín J.A., Rodríguez-Barreras R. and Luque A.** (2014) Size-density strategy displayed by *Diadema africanum* linked with the stability of urchin-barrens in the Canary Islands. *Journal of the Marine Biological Association of the United Kingdom*, 1-7. doi:10.1017/S0025315414001246.
- Caley M.J., Carr M.H., Hixon M.A., Hughes T.P., Jones G.P., and Menge B.A.** (1996) Recruitment and the local dynamics of open marine populations. *Annual Review of Ecology and Systematics* 27, 477–500.
- Carpenter R.C. and Edmunds P.J.** (2006) Local and regional scale recovery of *Diadema* promotes recruitment of scleractinian corals. *Ecology Letters* 9, 271–280.
- Chiappone M., Swanson D.W., Miller S.L. and Smith S.G.** (2002) Large-scale surveys on the Florida reef tract indicate poor recovery of the long-spined sea urchin *Diadema antillarum*. *Coral Reefs* 21, 155–159.
- Ebert T.A.** (1983) Recruitment in echinoderms. In Jangoux M. and Lawrence J.M. (ed.) *Echinoderm studies*, Volume 1. Rotterdam: A.A.Balkema.
- Edmunds P.J. and Carpenter R.C.** (2001) Recovery of *Diadema antillarum* reduces macroalgal cover and increases abundance of juvenile corals on a Caribbean reef. *Proceedings of the National Academy of Sciences USA* 98, 5067–5071.
- Forcucci D.** (1994) Population density, recruitment and 1991 mortality event of *Diadema antillarum* in the Florida Keys. *Bulletin of Marine Science* 54, 917–928.
- Gaines S., Brown S. and Roughgarden J.** (1985) Spatial variation in larval concentrations as a cause of spatial variation in settlement for the barnacle, *Balanus glandula*. *Oecologia* 67, 267–272.
- Harborne A.R., Renaud P.G., Tyler E.H.M. and Mumby P.J.** (2009) Reduced density of the herbivorous urchin *Diadema antillarum* inside a Caribbean marine reserve linked to increased predation pressure by fishes. *Coral Reefs* 28, 83–791.
- Hernández J.C., Clemente S., Sangil C. and Brito A.** (2008) The key role of the sea urchin *Diadema* aff. *antillarum* in controlling macroalgae assemblages throughout the Canary Islands (eastern subtropical Atlantic): a spatio-temporal approach. *Marine Environmental Research* 66, 259–270.
- Hernández J.C., Clemente S., Girard D., Perez-Ruzafa A. and Brito A.** (2010) Effect of temperature on settlement and postsettlement survival in a barrens-forming sea urchin. *Marine Ecology Progress Series* 413, 69–80.
- Hernandez-Delgado E.A., Alicea-Rodriguez L., Toledo C.G. and Sabat A.M.** (2000) Baseline characterization of coral reefs and fish communities within the proposed Culebra Island marine fishery reserve, Puerto Rico. *Proceedings of the Gulf and Caribbean Fisheries Institute* 51, 537–555.
- Hunt H.L. and Scheibling R.E.** (1997) Role of early post-settlement mortality in recruitment of benthic marine invertebrates. *Marine Ecology Progress Series* 155, 269–301.
- Karlson R.H. and Levitan D.R.** (1990) Recruitment-limitation in open populations of *Diadema antillarum*: an evaluation. *Oecologia* 82, 40–44.
- Kohler K.E. and Gill S.M.** (2006) Coral Point Count with Excel extensions (CPCE): a Visual Basic program for the determination of coral and substrate coverage using random point count methodology. *Computers and Geosciences* 32, 1259–1269.
- Lacey E.A., Fourqurean J.W. and Collado-Vides L.** (2013) Increased algal dominance despite presence of *Diadema antillarum* populations on a Caribbean coral reef. *Bulletin of Marine Science* 89, 603–620.
- Lee S.C.** (2006) Habitat complexity and consumer-mediated positive feedbacks on a Caribbean coral reef. *Oikos* 112, 442–447.
- Lessios H.A.** (1988a) Mass mortality of *Diadema antillarum* in the Caribbean: what have we learned?. *Annual Review of Ecology and Systematics* 19, 371–393.
- Lessios H.A.** (1988b) Population dynamics of *Diadema antillarum* (Echinodermata: Echinoidea) following mass mortality in Panamá. *Marine Biology* 99, 515–526.
- Lessios H.A.** (2013) Natural population density fluctuations of echinoids. Do they help predict the future? In Fernández-Palacios J.M., de Nascimento L., Hernández J.C., Clemente S., González A. and Díaz-González J.P. (eds) *Climate change perspectives from the Atlantic: past, present and future*. San Cristóbal de La Laguna: University of San Fernando de La Laguna, pp. 341–359.
- Lessios H.A., Robertson D.R. and Cubit J.D.** (1984) Spread of *Diadema* mass mortality throughout the Caribbean. *Science* 226, 335–337.
- Martín-Blanco F., Clero-Alonso L., González-Sansón G. and Pina-Amargós F.** (2011) Influence of *Diadema antillarum* populations (Echinodermata: Diadematidae) on algal community structure in Jardines de la Reina, Cuba. *Revista de Biología Tropical* 59, 1149–1163.
- Martín-Blanco F., González-Sansón G., Pina-Amargós F. and Clero-Alonso L.** (2010) Abundance, distribution and size structure of *Diadema antillarum* (Echinodermata: Diadematidae) in South Eastern Cuban coral reefs. *Revista de Biología Tropical* 58, 663–676.
- Miller B.A. and Emlet R.B.** (1997) Influence of nearshore hydrodynamics on larval abundance and settlement of sea urchins *Strongylocentrotus franciscanus* and *S. purpuratus* in the Oregon upwelling zone. *Marine Ecology Progress Series* 148, 83–94.
- Miller M.W., Kramer K.L., Williams S.M., Johnston L. and Szmant A.M.** (2009) Assessment of current rates of *Diadema antillarum* larval settlement. *Coral Reefs* 28, 511–515.
- Myhre S. and Acevedo-Gutiérrez A.** (2007) Recovery of sea urchin *Diadema antillarum* populations is correlated to increased coral and reduced macroalgal cover. *Marine Ecology Progress Series* 329, 205–210.
- Roberts D., Rittschof D., Holm E. and Schmidt A.R.** (1991) Factors influencing initial larval settlement: temporal, spatial and surface molecular components. *Journal of Experimental Marine Biology and Ecology* 150, 203–221.
- Rodríguez-Barreras R., Pérez M.E., Mercado-Molina A.E., Williams S.M. and Sabat A.M.** (2014) Higher population densities of the sea urchin *Diadema antillarum* linked to wave-sheltered areas in north Puerto Rico Archipelago. *Journal of the Marine Biological Association of the United Kingdom* 94, 1661–1669. doi: 10.1017/S0025315414000666
- Rogers A. and Lorenzen K.** (2008) Recovery of *Diadema antillarum* and the potential for active rebuilding measures: modelling population dynamics. *Proceedings of the 11th International Coral Reef Symposium*, pp. 956–960.
- Ruiz-Ramos D.V., Hernández-Delgado E.A. and Schizas N.V.** (2011) Population status of the long-spined urchin *Diadema antillarum* in Puerto Rico 20 years after a mass mortality event. *Bulletin of Marine Science* 87, 113–127.

- Sellers A.J., Casey L.O., Burge E.J., and Koepfler E.T.** (2009) Population growth and distribution of *Diadema antillarum* at Discovery Bay, Jamaica. *Open Marine Biology Journal* 3, 105–111.
- Soto-Santiago F.J. and Irizarry-Soto E.** (2013). The sea urchin *Diadema antillarum* (Echinodermata, Equinoidea), algal cover and juvenile coral densities in La Parguera, Puerto Rico. *Research Journal of the Costa Rican Distance Education University* 5, 33–40.
- Steiner S.C.C. and Williams S.M.** (2006) The density and size distribution of *Diadema antillarum* in Dominica (Lesser Antilles): 2001–2004. *Marine Biology* 149, 1071–1078.
- Vermeij M.J.A., Debrot A.O., Van der Hal N., Bakker J. and Bak R.P.M.** (2010) Increased recruitment rates indicate recovering populations of the sea urchin *Diadema antillarum* on Curacao. *Bulletin of Marine Science* 86, 719–725.
- Vicente V.P. and Goenaga C.** (1984) *Mass mortalities of the sea urchin Diadema antillarum (Philippi) in Puerto Rico*. Center for Energy and Environmental Research, University of Puerto Rico–US Department of Energy, CEER-M-195. 30 pp.
- Weil E., Torres J.L. and Ashton M.** (2005) Population characteristics of the sea urchin *Diadema antillarum* in La Parguera, Puerto Rico, 17 years after the mass mortality event. *Revista de Biología Tropical* 53, 219–231.
- Williams S.M., García-Sais J. and Capella J.** (2009) Temporal variation of early larval stages of the long-spined sea urchin *Diadema antillarum* in La Parguera, Puerto Rico. *Caribbean Journal of Science* 45, 110–117.
- and
- Williams S.M., Yoshioka P.M. and García-Sais J.R.** (2010) Recruitment patterns of *Diadema antillarum* in La Parguera, Puerto Rico. *Coral Reefs* 29, 809–812.

Correspondence should be addressed to:

A.E. Mercado-Molina
University of Puerto Rico-Río Piedras Campus, P.O. Box
70377, San Juan, Puerto Rico 00936-8377
email: amolnpr@gmail.com